

NEWSLETTER

Issue 348 – Week 4- Term 4
Monday 25 October 2021



DORRIGO PUBLIC SCHOOL

Principal: Leah Keough
Tel: 02 6657 2097
Email: dorrigo-p.school@det.nsw.edu.au
Website: <https://dorrigo-p.schools.nsw.gov.au/>
Follow us on Facebook



Welcome to Week 4.

Last week all families received a letter outlining changes to the school's Principal position from 2022. Mrs Julie Schwartz has been transferred to our school and will commence as the permanent Principal from the beginning of Term 1 next year. I will be returning to my substantive Principal position at Dundurrabin Public School for the new year. Should you require further information, please contact our Director Educational Leadership, Mrs Sue Brown on 6656 6607.

We had a lovely morning with our 2022 Kindergarten students on Friday. A gross motor circuit, mes, shape robots, fresh fruit and stories.... A very happy start to our weekly visits to big school.

This week all students in Years 3, 4, 5 and 6 will complete the Check In Assessments. The two assessments, reading and numeracy, will be completed online in class groups.

Tuesday: 5/6 Class
Wednesday: Year 3
Thursday: 4/5 Class

Each assessment is 40 and 50 multiple choice questions and will provide timely information to our teachers.

I hope you enjoy a close-up look at the learning taking place in our K/1 classroom in this week's class in focus. Keeping in touch,

Leah Keough
Principal

Year 6 to 7 Transition

Transition visits to Dorrigo High School will commence soon for Year 6 students – dates to be confirmed. Please note that to enable your child to attend transition it is essential that your child's Application to Enrol has been received by the High School by 5 November, 2021.

Term 4

Week 4

Tues 26/10 Check in Assessment 5/6
Wed 27/10 Check in Assessment Year 3
Thurs 28/10 Check in Assessment 4/5
Friday 29/10 STAR
Day for Daniel

Week 5

Mon 1/11 P&C meeting
Wed 3/11 Debating vs Repton PS
Fri 5/11 STAR

Week 6

Mon – Fri Swimming School
Fri 12/11 Sport draw

Weekly Awards

Congratulations to the following students who were awarded Certificates on Friday 15 October.

Positive Behaviour for Learning (PBL)

Excellence – Class Awards

K/1 Maeve Hiddle
1/2 Molly Welsh
2/3 Bazy Wilkinson
4/5 Byron Willson-Baker
5/6 Lacey Gibson

Positive Behaviour for Learning (PBL)

Respect – Class Awards

K/1 Ben Boswell
1/2 Daemien Tarran
2/3 Mia Watts
4/5 Maya Hunter
5/6 Eli Caulton

Positive Behaviour for Learning (PBL)

Responsibility

K/1 Henry Naden-Snell
1/2 Macey Greenhalgh
2/3 Peyton Holz
4/5 Annabel Finlayson
5/6 Kristopher Barnett

2021 Premier's Debating Challenge

Week 4 brings another week of debating challenges. The Dorrigo Dragons and Dorrigo Dynamos competed against Sawtell Public School today.

This was Dorrigo Dragons final debate for the year. Through the challenges of moving to online debating, our teams have shown impressive growth and independence in their debating skills. Thank you to Maya Hunter for stepping up to today's debate.

The Dorrigo Dynamos will compete against Repton Public School on Wednesday 3 November, 2021, in their final district debate. Congratulations to our teams and well done on persevering throughout the year.

Mrs Wilkinson

Debating Coordinator



Canteen

Week 4

Wed 27/10	Louise Fazio	Samantha McCarthy
Fri 29/10	Kymbalee Tarran	

Week 5

Wed 3/11	Steffi Eppler	
Fri 5/11	Renae Connell	

Summer 6-a-side Soccer

Urunga Football Club will be hosting summer 6-a-side soccer at the Morgo Street fields from early December.

Kick off Thursday 2 December

12 week season – aiming for 3 weeks before Christmas then return from 6 January until end February 2022

Thursday afternoons for junior comp (\$60 per child for season)

Thursday evenings for Seniors (\$600 team for season)

Registration is now open on the Play Football website>search for Urunga Football Club and hit Register Now button.

P&C Thank You

Thank you Leah (Mrs Keough) for everything you have done for our school community. We were very lucky to have you step-in when Ms Bajda took leave. Though you came to us as our "Relieving Principal" you took the reins and stepped into the role with confidence and always with our best interests at heart. We were saddened by Ms Bajda's passing after a long period of ill health but felt also that this may bring another change. We are glad that you are staying on the Plateau and know that your return to Dundurrabin Public School will be met with a hearty round of applause. Here's to new adventures ahead for Dorrigo Public School and Dundurrabin Public School in 2022.

Year 6 Photos for End of Year Events

Year 6 students are requested to bring in baby/toddler/early life photos for inclusion in the yearbook. Photos may be emailed to dorrigo-p.school@det.nsw.edu.au or handed in at the school office where they will be scanned, and originals returned to student.

Playground Kookie Winner

Well done to Benjiman Tarran who received a free fruit tube from the Canteen. Award sponsored by the P&C.


Student's absence

If emailing absence information parents are requested to use the school email rather than see-saw to ensure that the absence is correctly recorded.

Day For Daniel - this Friday

Day for Daniel is Australia's largest child safety education and awareness day. Held annually on the last Friday of October, Day for Daniel honours the memory of Daniel Morcombe.

This Friday, 29 October we're encouraging all students to wear red to school as we educate our students about child safety. Please bring a gold coin to donate to the Daniel Morcombe foundation.







Week 3 Adventures in K/1



Last week saw K/1 become budding citizen scientists, as they took part in the annual Aussie Backyard Bird Count. This was a great opportunity for students to learn about data collection in an authentic and engaging way.

This was not an ordinary maths lesson. For 20 minutes, we walked quietly around the school grounds and recorded any birds we saw on our data sheet, using tally marks. Back in class, we created a picture graph to represent our findings and uploaded our count to the Birds Australia app. Students were a little disappointed that we didn't see any kookaburras, in honour of our school mascot, but other than that there were smiles all around!

Sticking with our bird theme, we also read a beautiful book called *Little Bird's Day* by Sally Morgan and Johnny Warrkatja Malibirr last week, and this inspired us to create some really beautiful artworks, by experimenting with some of the techniques and colours we saw used by the talented Yolngu artist.



This story also tied in beautifully to our weather theme in science, as Little Bird experienced all different types of weather in his day. K/1 continued to explore a variety of weather events, including some that can be more dangerous throughout the week (which turned out to be quite a coincidence, with the crazy hail storm they

experienced in Toormina last week). For a bit of hands on fun, we made a cloud burst in a jar to help see how the 'rain drops' eventually become too heavy for the cloud to hold. We also made a tornado in a jar, which is a lot safer than looking at one close up in real life! It is so wonderful when our learning ties in together like this and it really helps support our engagement, understanding of the world and our vocabulary development.

If you would like to recreate either of these 'weather in a jar' models, just follow these simple steps!

Cloud Burst Materials

- 1 large glass jar
- Enough water to fill the jar
- Foam shaving cream
- Blue food colouring

Instructions:

1. Fill up the jar with water, leaving about an inch of space at the top.
2. Add a layer of foam shaving cream in that inch of space. Don't add too thick a layer, or the food colouring won't make it through quickly.
3. Add several drops of food colouring onto the top of the shaving cream.
4. Watch! The food colouring will magically "fall" into the water.
5. Observe your experiment for about 5 minutes to see all the changes.



Tornado in a Jar Materials

- Round Jar
- Water
- Dish Soap
- Food Colouring/glitter

Instructions:

1. Fill the jar with water, leaving about 2.5cm at the top.
2. Add a generous squirt of dishwashing liquid (approx. 1 teaspoon) and one or two drops of food colouring or glitter.
3. Screw the lid back on securely and swirl it around to mix it.
4. Swirl the jar in a circular motion as fast as you can until tornadoes form.



We hope you enjoy making these as much as we did!